

# Torn Paper

The Myriad of Ways Artists Collage

# Collage

**Collage** is a technique of art creation by which art results from an [assemblage](#) of different forms, thus creating a new whole.

A collage may sometimes include [magazine and newspaper clippings](#), [ribbons](#), [paint](#), bits of colored or handmade papers, portions of other artwork or texts, [photographs](#) and other [found objects](#), glued to a piece of paper or canvas. The origins of collage can be traced back hundreds of years, but this technique made a dramatic reappearance in the early 20th century as an [art](#) form of novelty.

The term [Papier collé](#) was coined by both [Georges Braque](#) and [Pablo Picasso](#) in the beginning of the 20th century when collage became a distinctive part of [modern art](#).

# Chigiri-e (Painting with Torn Paper)

**Chigiri-e** (to tear or shred) is a Japanese art form in which the primary technique uses colored [paper](#) that is torn to create images, and may resemble a water color painting. The technique dates from the [Heian period](#) of [Japanese history](#) when it was often used in conjunction with calligraphy. Handmade paper is essential for the creation of *chigiri-e* images.

It can be used to create either realistic images or abstract ones. Its use in Japan is often decorative, using flowers and landscapes as subject matter. The paper may be colored by the craftsman paper-maker but many chigiri-e artists color the paper themselves, using vegetable [dyes](#), colored inks or powder pigments. The paper most often used is [Tenguji](#): a handmade, long-fibered, very light weight paper (0.03 millimetres thickness).

The craft of paper-making had almost disappeared until, in the early 1900s, a craftsman developed Tenguji, one of the strongest and finest papers currently made. The craft takes three years to learn. This paper, due to its strength, transparency and lightness, is also used for repairing and restoring paintings and other art works. The paper can be made in any range of colors, or may be uncolored. Although very light weight its long fibers assure its strength. It is made with 100% [mulberry](#) and is sifted through bamboo boards woven with a layer of [silk](#); only about 100 sheets may be produced in one day. There is also a less-labor-intensive machine-made version of Tengujo paper.

<https://www.youtube.com/watch?v=58htfoXn0g8>

# Guitta Corey


I began my career as a printmaker, and have thus always had a fondness for fine paper. For years, I have collected *washi* and other decorative papers, and in 1994 I began creating collages using these lovely sheets. The fantastic qualities of the papers suggest natural environments. They inspire me to use the colors and textures inherent in the paper to depict the landscapes I see around me. Like the paintings of the Impressionists, these collages are not about lines, but rather dissolve into bits of color and texture when viewed up close. The work should be examined this way to appreciate the beautiful and unusual papers that make up the images. Embedded flecks of gold and silver leaf may glint like light on the water's surface. From any distance the papers fool the eye and become a cohesive image.

This type of collage is called *chigiri-e*, or painting with paper. Often I overlap several different papers to achieve the effect I want, as a painter might use thin glazes of color.

To protect the integrity of the papers, the finished pieces are coated with a UV protective coating. The works should be framed behind conservation glass or museum glass, which offers additional UV protection. As with any artwork made from natural materials, these collages should be kept out of direct sunlight.

<https://www.youtube.com/watch?v=QDewwLGVWBc>




























# Georges Braque (1882-1963)

**Georges Braque** was a major 20th-century [French painter](#), [collagist](#), [draughtsman](#), [printmaker](#) and [sculptor](#). His most important contributions to the [history of art](#) were in his alliance with [Fauvism](#) from 1905, and the role he played in the development of [Cubism](#). Braque's work between 1908 and 1912 is closely associated with that of his colleague [Pablo Picasso](#). Their respective Cubist works were indistinguishable for many years, yet the quiet nature of Braque was partially eclipsed by the fame and notoriety of Picasso.

- <https://www.pbs.org/video/wedu-arts-plus-201-georges-braque/>

















# Kurt Schwitters (1887-1948)



Kurt Hermann Eduard Karl Julius Schwitters was a German artist who was born in Hanover, Germany. Schwitters worked in several genres and media, including [dadaism](#), [constructivism](#), [surrealism](#), poetry, sound, painting, sculpture, [graphic design](#), [typography](#), and what came to be known as [installation art](#). He is most famous for his [collages](#), called *Merz Pictures*.

<https://www.youtube.com/watch?v=NWJN80g1YVQ>

<https://www.youtube.com/watch?v=1d8gAw4hp4E> (cherry painting)

[https://www.youtube.com/watch?v=y\\_9X9LpqDBs](https://www.youtube.com/watch?v=y_9X9LpqDBs) (internment in Britain)

<https://www.youtube.com/watch?v=2L6mbZalg8E> (poem--documentary)

<https://www.youtube.com/watch?v=RSoo0xuEyAc> (Merzbau)



















# Hannah Hoch (1889-1978)

**Hannah Höch** was a German [Dada](#) artist. She is best known for her work of the [Weimar](#) period, when she was one of the originators of [photomontage](#).

Photomontage, or fotomontage, is a type of collage in which the pasted items are actual photographs, or photographic reproductions pulled from the press and other widely produced media.



Höch's work was intended to dismantle the fable and dichotomy that existed in the concept of the "[New Woman](#)": an energetic, professional, and androgynous woman, who is ready to take her place as man's equal. Her interest in the topic was in how the dichotomy was structured, as well as in who structures social roles.

Other key themes in Höch's works were [androgyny](#), [political discourse](#), and shifting [gender roles](#). These themes all interacted to create a feminist discourse surrounding Höch's works, which encouraged the liberation and agency of women during the Weimar Republic (1919–1933) and continuing through to today.

<https://www.khanacademy.org/humanities/art-1010/dada-and-surrealism/dada2/v/hannah-h-ch-cut-with-the-kitchen-knife-1919-20>















# Helga Roht Poznanski (1927-



Helga's artwork began with abstract compositions and collages, and continued with photorealistic architectural fragments in the 1970s and 1980s. During this period she also created hyperrealistic botanical series, covering entire canvases with close-up plant and floral details.

More recently, Helga's focus has been in abstracts, mastering a technique of dry watercolor, so saturated they are often mistaken for gouache. She creates geometric compositions, structured collages pushing and pulling shapes and colors.

<https://www.icaboston.org/video/studio-visit-helga-roht-poznanski>

(work process)









R. Rauschenberg






















# Luis Martin

- [https://www.youtube.com/watch?v=EdW\\_kw6SIY8](https://www.youtube.com/watch?v=EdW_kw6SIY8)
















**Italian Landscape (Le Diamant)**  
 Panel 20.5 x 27 cm (8 1/4 x 10 5/8 in) Signed  
 lower right: K. DU JARDIN. Probably  
 painted c. 1652 as the artist executed an  
 etching of a similar composition in that  
 year.  
 CAMBRIDGE, Fitzwilliam Museum  
 This is one of the very best surviving Italian  
 landscapes painted by a Dutchman. In the  
 eighteenth century it was considered so precious  
 that it became known as 'The Diamond'. The  
 picture is a true landscape as there is every little  
 incident. The artist must have been moved by  
 the purity of the light and atmosphere; he  
 distilled his experience into this minuscule  
 object which has a feeling of great breadth and  
 distance.

**Karel DU JARDIN**  
 Amsterdam 1621/2 (?)—Venice 1678

Although most of Du Jardin's pictures were in the manner of Nicolaes, this is better: often, pictures of a wide landscape setting, but these are also of little interest. He developed the subject of 'little' landscapes, but these are also of little interest. Although the landscapes have been described as self-portraits, they are not. The development of the Italianate style was continued by Berchem, but











LUIS MARTIN

THE ART ENGINEER



LUIS MARTIN / THE ART ENGINEER



# Giles Davies

Giles Davies is a collage artist based in Derby, United Kingdom. He has been creating scenes from Derbyshire and Wales' natural landscapes only from Magazine. In this short, he will introduce himself briefly and demonstrate his creative process.

<https://www.youtube.com/watch?v=eL0cEnZa7dc>











# Wangechi Mutu (1972-

**Wangechi Mutu** (born 1972) is a Kenyan-American [visual artist](#) known primarily for her painting, sculpture, film, and performance work. Born in Kenya, she has lived and established her career in [New York](#) for more than twenty years. Mutu's work has directed the female body as subject through [collage painting](#), [immersive installation](#), and live and video performance all the while exploring questions of [self-image](#), [gender constructs](#), [cultural trauma](#), and [environmental destruction](#) as well as notions of beauty and power.


<https://www.youtube.com/watch?v=F5u4GGniG2I> (studio)

[https://www.youtube.com/watch?v=KWd64sQK\\_yU](https://www.youtube.com/watch?v=KWd64sQK_yU) (female black images)

<https://www.youtube.com/watch?v=7kWo1Hju03s> (fantastic journey)

































# Jacob Intile

Every image on every magazine page can be an ingredient in Jacob Intilé's uncanny collages. He keeps magazine images the way you'd keep family photos — until he has the chance to transform them

- <https://www.cbc.ca/arts/every-image-on-every-magazine-page-can-be-an-ingredient-in-jacob-intile-s-uncanny-collages-1.5462815>





*Paper Cuts*











# Mark Bradford (1961-



Mark Bradford was born in Los Angeles, California, in 1961. He received a BFA (1995) and MFA (1997) from the California Institute of the Arts in Valencia. Bradford transforms materials scavenged from the street into wall-size collages and installations that respond to the impromptu networks—underground economies, migrant communities, or popular appropriation of abandoned public space—that emerge within a city.

- <https://art21.org/artist/mark-bradford/>
- <https://reinventingrid.com/2018/03/19/mark-bradford/> (intro)
- <https://art21.org/watch/extended-play/mark-bradford-paper-short/>
























# Richard Buntzen

- <https://www.youtube.com/watch?v=AG2gijOFWS0>









Jonathan A.S. 2011, 62"x56" newspaper collage on canvas, 2'x10'x10' of the artist

RICHARD BONTZEN









# Michael Madzo

Michael Madzo's artwork speaks for itself in luminous hues and vivid, often-times whimsical subjects. His trademark technique of sewing bits of his paintings together attracts attention both for its symbolism and for the rich texture it adds to the works. Madzo's artwork is a synthesis of both traditional and textile art. "It just...happened one day, "he says thoughtfully, "I needed to join two sections together, and had tried everything else. So I thought I'd try sewing." Collage was the result. In assimilating materials at hand, the artist created something new.

<https://www.youtube.com/watch?v=bR0abMN3T0I>











# Kristajana Williams

## Digital Collage

- <https://www.youtube.com/watch?v=j8DZfN6SLyQ>
- <https://www.youtube.com/watch?v=fdluXpcGxn0> (Alice in Wonderland)















# Adrian Boswell

- <https://www.youtube.com/watch?v=vKh18k85LuU>



# Assignment Suggestions...

- Create a torn paper painting using washi paper, tissue paper or a combination of papers. Use transparent layers.
- Create an opaque collage using construction paper, wrapping paper, etc.
- Create a painting based on a collage.
- Combine ink lines with collage.
- Sew a collage.
- Use neutral colors in a collage using paper bags, newsprint, charcoal, etc.
- Use photomontage in an artwork.