

Camera-less Photography


Photographic Art Outside the Box

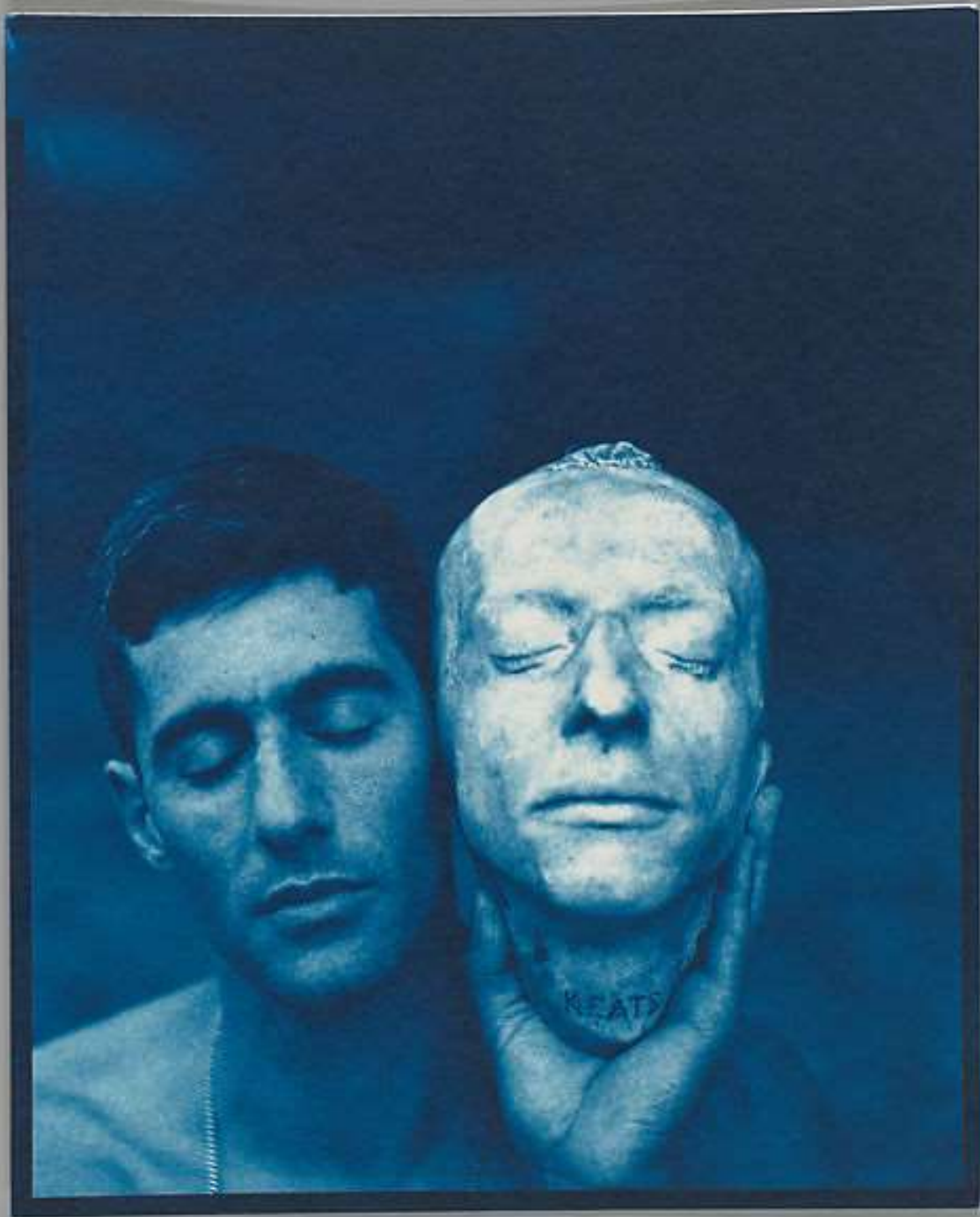
Part Two


John Dugdale

Internationally renowned photographer John Dugdale creates poignant and stirring intimate imagery using 19th century photographic processes and a 19th century aesthetic. At the age of 33, Dugdale had a transformative experience of nearly total blindness due to a stroke and CMV retinitis, an HIV-related illness. Completely blind in his right eye, Dugdale found himself seeing with less than twenty percent visibility in his left eye. While blindness ended his successful commercial photography career, he found himself free to explore his fine art, using friends and family members as studio assistants.

<https://www.youtube.com/watch?v=OKdZyOXJmJc>








Diana Bloomfield

Diana Bloomfield, photographic artist and native North Carolinian, currently lives and works in Raleigh, North Carolina. Specializing in 19th century photographic printing techniques, with a concentration on gum bichromate, platinum, and cyanotype processes, her [images](#) are exhibited internationally and are widely published. Diana is also a book artist, incorporating her handmade prints into one-of-a-kind books. She is represented by the [Ryan Gallery](#) of [Art Intersection](#), located in Gilbert, Arizona, and *photo-eye Gallery*, located in Santa Fe, New Mexico.

<https://www.facebook.com/watch/?v=222409105198044>












Magnolia 2021 (Tricolor gum bichromate over cyanotype)

Kate Cordsen

Kate Cordsen is an American photographer and contemporary artist. Cordsen lives in New York City.






Abstract painting
by [illegible]
1960

88

88

88

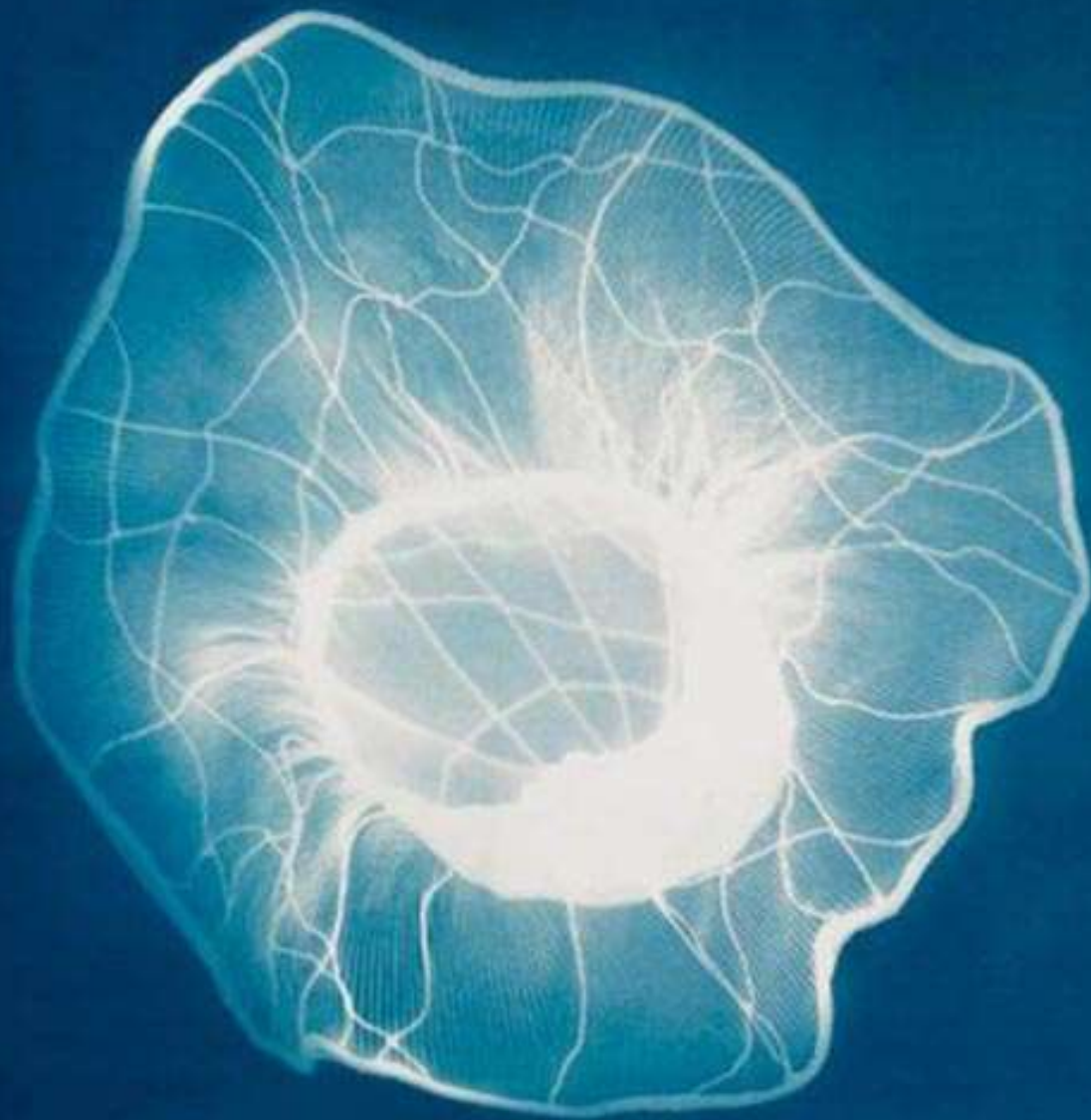





Michael J. Ware

Michael J. Ware FRSC FRSC is a chemist and photographer, known for his work in alternative photographic processes, earlier methods of printing photographic images that were succeeded by the more common silver-gelatin used today.





2283



1/3 New Cyanotype Hellenic Impressions 2004 J. Cleander & Tamarisk







Liz Deschenes

Liz Deschenes is an American contemporary artist and educator. Her work is situated between sculpture and image and engages with post-conceptual photography and Minimalism. Her work examines the fluidity of the medium of photography and expands on what constitutes the viewing of a photograph.

- https://www.youtube.com/watch?v=ApPEG7Q_jME






Eric William Carroll

Fascinated by science, Eric William Carroll tests the limits and boundaries of photography, creating work without the use of a camera. Carroll focuses his work on subjects such as nature, astronomy and scientific theories.

- https://www.youtube.com/watch?v=NeFYQ-h_m8Q














Mariah Robertson

Mariah Robertson is an American photographer. She lives in New York City. Robertson has exhibited work internationally including at Saatchi Gallery in London and MoMA PS1 in Long Island City. In 2015 she was a co-founder of Situations Gallery in the Lower East Side in New York City.

- <https://art21.org/watch/new-york-close-up/mariah-robertsons-chemical-reactions/>











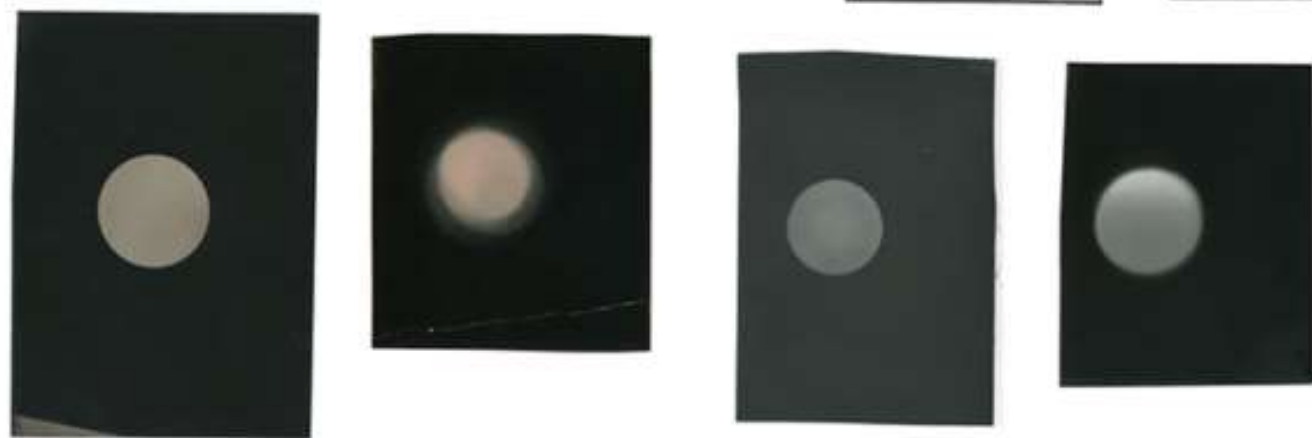


Sean McFarland





Central to the work of Sean McFarland (b. 1976) is the complex and often fraught relationship between photography and the American West, which has resulted in both the exploitation of the land and its preservation. With this history in mind, he explores the tensions between the natural and the artificial and between a subject and its representation. McFarland is interested in our tendency to overlook the ways our experiences of the landscape are mediated, just as we are prone to trust the truth value of photographs even though we know they are not transparent windows on the world. He deftly plays with these slippages, creating pictures that call attention to the fact that they are constructions: he makes moons from bottle caps and mountains from chips of glass, and he uses double exposures and prismatic effects to suggest physical forces that do not typically register in photographs.

- <https://www.youtube.com/watch?v=aTNXdy5fz4Y>







Sara S'Jegers


The vast expanse of the West Texas desert and the beauty and magnitude of Big Bend inspired me to make many medium- to large-scale cyanotypes. Mostly of desert plants, such as the creosote, the yucca, the mesquite, most on paper, some on fabric (pictured).

In my backyard in Marfa, I mostly made more painterly, abstract pieces, mixing the light-sensitive cyanotype solution with earth and rocks. This became the 'Dust' series, and the 'tierra: Marfa' series (on wood).

- <https://www.youtube.com/watch?v=hqk-5-9EbF8>









Barbara Katsen

Barbara Kasten is an American artist from Chicago Illinois. Her work involves the use of abstract video and photograph projections.

- <https://art21.org/watch/extended-play/barbara-kasten-beauty-was-a-problem-short/>







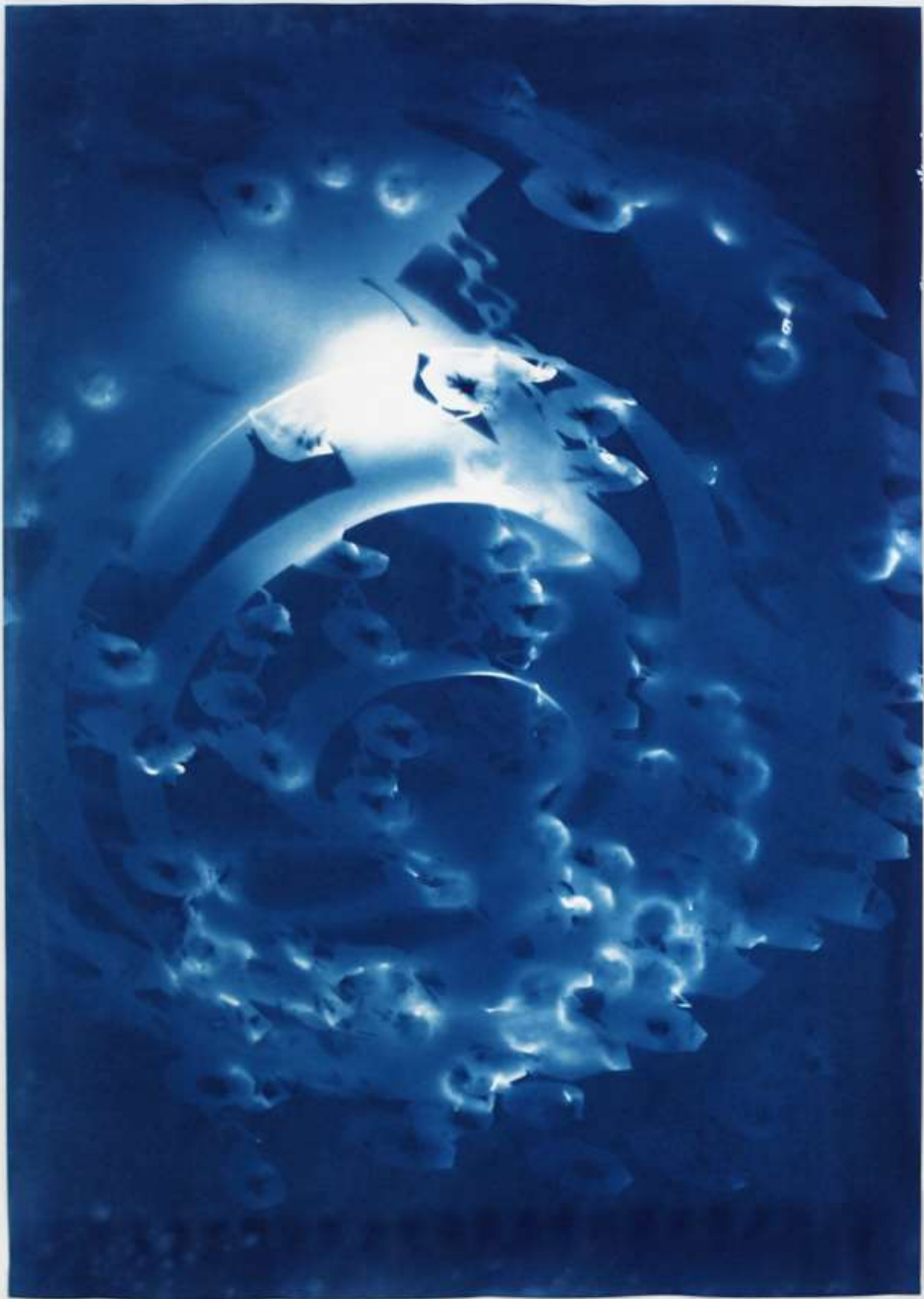




Vanessa Albury

Vanessa Albury is a Brooklyn-based visual artist originally from Nashville, TN. Her artwork is image-based and takes form as photographs, sculptures, ...

- <https://www.youtube.com/watch?v=fsECw26bEIM>







Anthotypes


Using the anthotype process, it is possible to print photographs using nothing but juice extracted from the petals of flowers, the peel from fruits and pigments from plants.


Even if you never heard of the anthotype process before, you probably don't need to go shopping before making your first anthotype. All the tools you need can most likely be found by rummaging around in your kitchen.

- Petals from a colorful flower, berries, or other plants
- Mortar and pestle or electric food blender
- Glass container or ceramic bowl for mixing ingredients
- Water (distilled if possible) or alcohol
- Cheesecloth, coffee filter, cotton cloth or very fine meshed strainer
- Brush
- Art paper
- Glass clip frame or a contact print frame
- A large size positive (not negative) or items to make photograms
- Sunshine
- <https://www.youtube.com/watch?v=gmQxqE61lOg> (turmeric)
- <https://www.alternativephotography.com/anthotypes-anthotype-process/>
- <https://www.youtube.com/watch?v=not-q659Diw>
- <https://www.youtube.com/watch?v=txkKafyxcGk>









Lumen Print

A lumen print is a **solar photogram** - an image created on photographic paper, exposed by the sun. It began as one of photography's earliest experiments in the 19th century.

<https://www.youtube.com/watch?v=qsNZKB8v4ms> (9 mins)

- <https://www.youtube.com/watch?v=hOy8iimOVYc> (how to)







Natasha Sanchez

A lumen print is a solar photogram - an image created on photographic paper, exposed by the sun. It began as one of photography's earliest experiments in the 19th century. I started working with the lumen print process in 2008. From the first print I was hooked, captivated by the relationship between the emulsion and the sun, and that the end result is an impression of our world, as is. Since that time I have sought out new ways to create the effect of the print that I want, & what I've discovered is that the possibilities are endless. It gives me great joy to continue to explore all that the world has to offer, from the tiniest bloom to the largest leaf - its all in how you see it. The galleries below feature selections from current projects and various lumen print series I've created over the years.

<https://www.natashasanchezcreates.com/lumen-prints>







Assignment Suggestions

- Create a still life of objects, shine a light on it, and trace the shadows
- Create a cyanotype, or anthotype, or lumen print